


Mark Kistler's Step-By-Step Instructions For District Membership



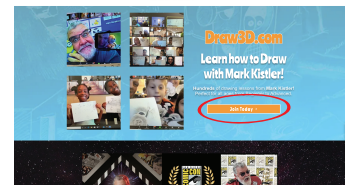
Draw3d.com Teacher/Student Individual
Sign-up & Log-in Reference Sheet:



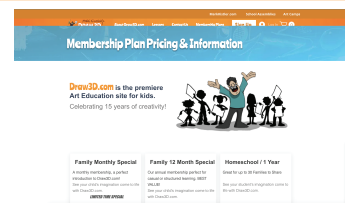
1. Go to www.draw3d.com



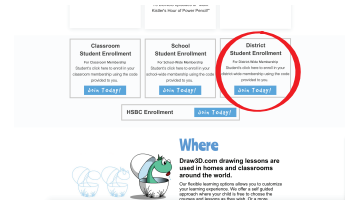
2. Scroll down and click orange button
"Join Today"



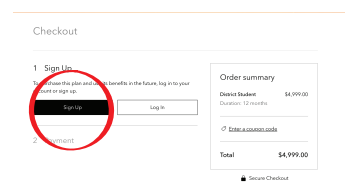
3. You will land on "Membership Plan & Pricing
Information" page



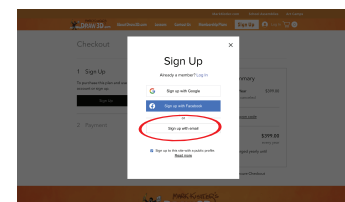
4. Scroll down and click blue button "Join Today" in
box titled "District Student Enrollment"



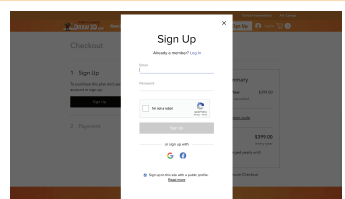
5. You will land at Checkout page,
Click "sign up"



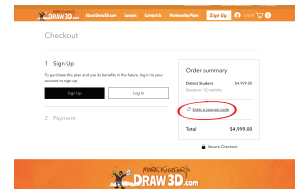
7. A pop up box will appear on your screen,
click "sign up with email"



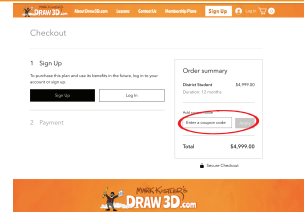
8. A pop-up box will appear on your screen,
enter your email and create a **special Draw3d.com
password**, click "I am not a robot," click "Sign up".



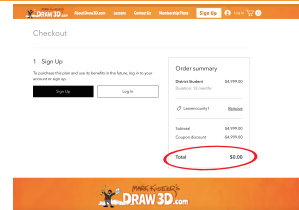
9. Click "Enter coupon code"



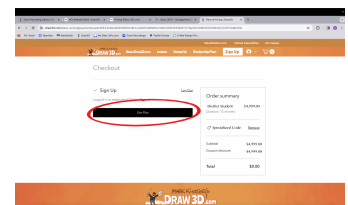
10. Enter your specialized coupon code that we email you upon purchase into coupon code box, click "Apply"



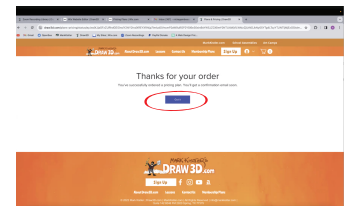
11. The screen will update to \$0 balance due



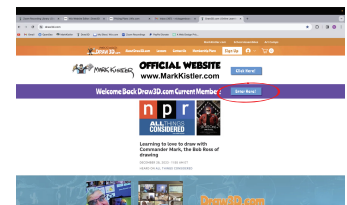
12. Click black box "Get Plan"



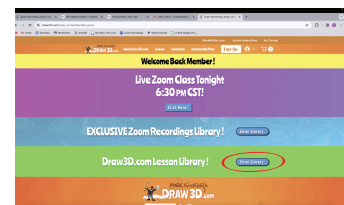
13. Your screen will show "Thanks for your order" Click blue button "Got It"



14. You will be re-directed to www.Draw3D.com. Click blue box "Enter Here" in purple banner "Welcome Back Draw3D.com Member!"



15. Enjoy exploring your full access to over 420 Mark Kistler "how-to-draw" video tutorials! We suggest starting with the Draw3D.com lesson library."



Welcome Draw3d.com Member!